

PROJECT :

MODEL :

APS - 250

TITLE :

APR : Sun

CK : Tun

DWG : Gold

ALPHA COOLING TOWER

DWG. NO :

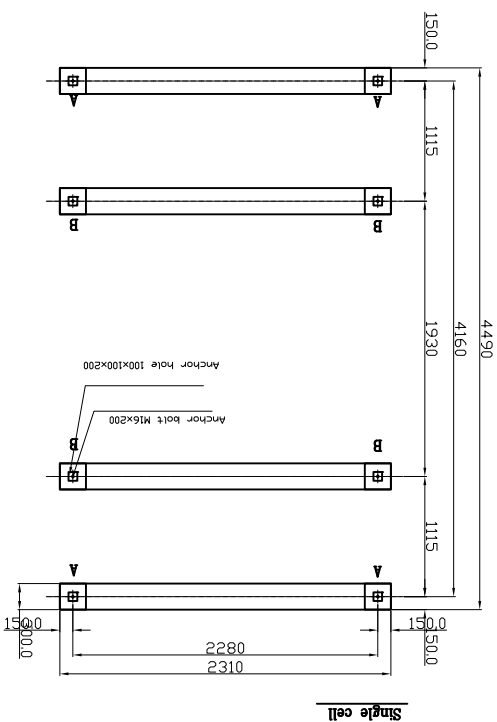
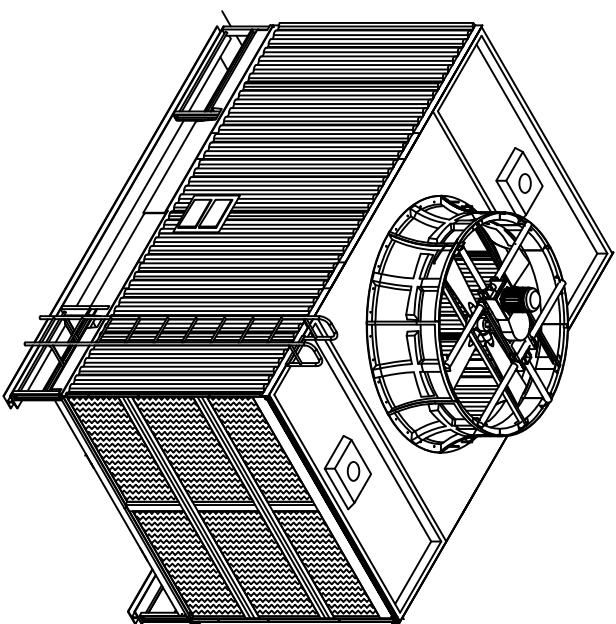
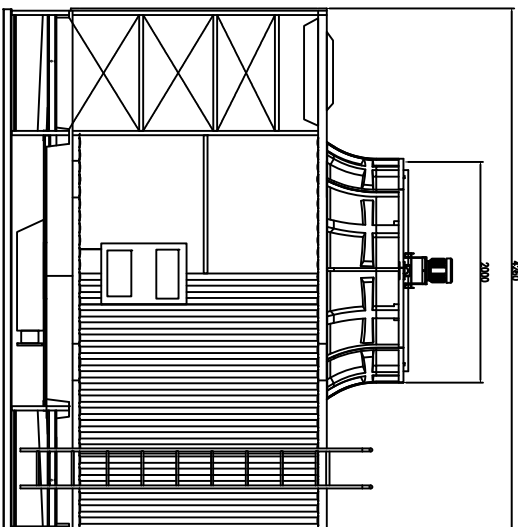
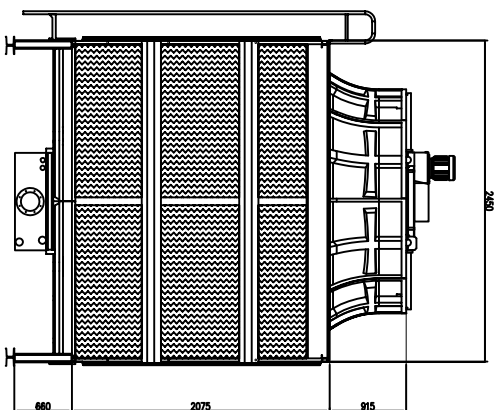
SCALE :

UNIT : MM

SHEET NO. 01

TOTAL : 01

DATE : 05/07/2017



- REMARKS:-
1. Make foundation surface and burying steel plates in advance the same level . error $\leq \pm 2mm$.
 2. Different towers use a total pipe. When making foundation, the user must make water basins the same height. At one time, make outlet water pipe lower than outlet water level. In case of need, please heighten the foundation.
 3. After finishing the foundation, please fax or post back the drawing .

Hp : 0903.962.945 (24/24)
 Fax: 08.37752115 Thank you for your support and cooperation!